

Your order can be **on the road** in as little as **24 hours!**



Unlike our competition, hundreds of InPro products are part of our Quick Ship Program – that means these products are on the shelf and ready to go. The benefit to you is that by controlling our own manufacturing destiny, InPro can deliver a broader array of products and colors faster than our competition. We'll ship it ASAP! Many Quick Ship products are on the way to you in 24 hours.



Look for the Quick Ship  throughout this catalog... then call 800.222.5556 or go online to our 24/7 direct-buying website at inprocorp.com to place your order.

Quick Ship products include:

- Corner Guards
- Handrails
- Wall Guards
- Rigid Sheet
- Vanity Tops
- Solid Surface Sheet Stock
- Window Sills
- Expansion Joints
- Cubicle Track
- Cubicle Accessories
- Cubicle Curtains
- Shower Curtains
- Bedspreads
- Regulatory Signs
- Adhesives



Order QuickShip products in a snap!

Scan this QR Code to buy now or just review our entire selection of quick ship products.





Door and Wall Protection



Material Choices

Rigid Vinyl: Made from Polyvinyl Chloride (PVC), rigid vinyl is composed of two simple building blocks: chlorine, salt-based, and ethylene, from natural gas. This compound ensures excellent abrasion and fire resistant properties.
Learn more on p.9



G2 Blend® with BioPolyPETG+™
A non-PVC, reformulated PETG plant-based biopolymer blend. Contains up to 20% pre-consumer recycled content and rapidly renewable biopolymer. **Learn more on p.8**


Color Choices

Available in: IPC rigid sheet: G2 Blend and Vinyl;
Corner Guards: 150 & 160 High Impact and Tape-on; **Handrails:** 800, 900, 3000; **Wall Guards:** 1400/1400i/700/700i; **Bed Locator:** 800

Texture choices:

Velvet


Pebblette



Oatmeal 0239



Cashew 0240




Antique White 0104



White Sand 0103



Taupe 0113



Monterey 0110




Chamois 0234



Beige 0117



Dove Gray 0106



Khaki Brown 0118



Honey Nut 0535
Pebblette texture / PVC only



Natural Maple 0531
Pebblette texture / PVC only



Due to the printing process, colors may vary. For more accurate color selection, please request samples.



College of San Mateo, San Mateo, CA
A. 154BN Corner Guard

Rigid Sheet

PEBBLETTE FINISH: Features a pebblette texture with excellent abrasion resistance and defined coverage.

Available in: G2 Blend® and Rigid Vinyl

VELVET FINISH: Offers a fine, subdued finish that is less pronounced than pebblette; easy to clean.

Available in: G2 Blend® and Rigid Vinyl

| IPC Rigid Vinyl Sheet | |
|--|--|
| 405-XXXX | .040" thick 4' x 8' sheet |
| 406-XXXX | .060" thick 4' x 8' sheet |
| 407-XXXX | Top cap (8') |
| 408-XXXX | Vertical divider bar (8') |
| 409-XXXX | Inside corner (8') |
| NOTE: Add prefix "G2" to part number for BioPolyPETG+™ Blend | |
| Adhesives | |
| 510 | 3M contact adhesive – 1 gallon |
| 505 | 3M contact adhesive – 5 gallon |
| 530 | XT-2000+ trowel-on adhesive – 1 gallon |
| 540 | XT-2000+ trowel-on adhesive – 5 gallon |
| 531 | InPro Bond trowel-on adhesive – 1 gallon |
| 541 | InPro Bond trowel-on adhesive – 5 gallon |



Corner Guards | Handrails | Wall Guards ■ ■ ■

Products ship within 3 business days from receipt of approved order.

PEBBLETTE FINISH: Features a pebblette texture with excellent abrasion resistance and defined coverage. **Available in:** G2 Blend® and Rigid Vinyl



| High Impact Corner Guards – 3" wing ■ ■ ■ | |
|--|--|
| 154BN-XXXX | Vinyl cover/BluNose retainer (4') includes two top caps |
| 154-XXXX | Vinyl cover/aluminum retainer (4') includes two top caps |
| 158BN-XXXX | Vinyl cover/BluNose retainer (8') includes two top caps |
| 158-XXXX | Vinyl cover/aluminum retainer (8') includes two top caps |
| High Impact Corner Guards – 2" wing ■ ■ ■ | |
| 164BN-XXXX | Vinyl cover/BluNose retainer (4') includes two top caps |
| 164-XXXX | Vinyl cover/aluminum retainer (4') includes two top caps |
| 168BN-XXXX | Vinyl cover/BluNose retainer (8') includes two top caps |
| 168-XXXX | Vinyl cover/aluminum retainer (8') includes two top caps |
| 1 1/2" Tape-on Corner Guards ■ ■ ■ | |
| 11248-XXXX | 1 1/2" wings x 48" high |
| 11296-XXXX | 1 1/2" wings x 96" high |
| 800 Handrail ■ ■ ■ / Bed Locator ■ ■ ■ | |
| 800A | Aluminum retainer (12') |
| 800V-XXXX | Vinyl cover (12') |
| 801-XXXX | Mounting bracket |
| 802-XXXX | Return |
| 803-XXXX | Outside corner |
| 804 | Splice |
| 805-XXXX | Inside corner |
| 900 Handrail ■ ■ ■ | |
| 900A | Aluminum retainer (12') |
| 900V-XXXX | Vinyl cover (12') |
| 909-XXXX | Mounting bracket |
| 902-XXXX | Left Return |
| 904-XXXX | Inside / Outside corner |
| 804 | Splice |
| 809SS | Stainless Steel Mounting Bracket |
| 906 | Splice |
| 904135 | 135° Inside/Outside Corner |
| 3000 Handrail ■ ■ ■ | |
| 3000A | Aluminum retainer (12') |
| 3000V-XXXX | Vinyl cover (12') |
| 801-XXXX | Mounting bracket |
| 3002-XXXX | Left Return |
| 3004-XXXX | Outside corner |
| 3005-XXXX | Inside corner |
| 3004135 | 135° Outside Corner |
| 3004135 | 135° Inside Corner |
| 804 | Splice |
| 700/700i Wall Guard ■ ■ ■ | |
| 700A | Aluminum retainer (12') |
| 700Ai | Aluminum supports (10 per 12' section) |
| 700V-XXXX | Vinyl cover (12') |
| 701-XXXX | End cap |
| 702-XXXX | Outside corner |
| 706 | Splice |
| 706i | Infinity splice |
| 707 | Inside corner |
| 1400/1400i Wall Guard ■ ■ ■ | |
| 1400A | Aluminum retainer (12') |
| 1400Ai | Aluminum supports (10 per 12' section) |
| 1400V-XXXX | Vinyl cover (12') |
| 1401-XXXX | End cap |
| 1402-XXXX | Outside corner |
| 1406 | Splice |
| 1406i | Infinity splice |
| 1407 | Inside corner |



Privacy Systems




Track and accessories ship in an average of 1 day from receipt of approved order with 100% on time delivery!*

Privacy curtains and bedspreads ship within 10 business days for quantities of 25 or less. 24-hour curtains ship within 24 hours. *based on 2010 shipping data




| Formatrac™ Bendable Track ■ ■ ■ ■ | |
|---|--|
| See pg. 110 for product photos and descriptions | |
| CE2000 | Formatrac Bendable Track (8', 16', 105' lengths) |
| CE2040 | Nylon Carrier with hook |
| CE2080 | End Cap |
| CE2100 | Fixed End Cap |
| CE2200 | Spring Clip |
| CE2500 | Spring Clip with Grid Clip |



| Ultra Cube™ Track ■ ■ ■ ■ | |
|---|---|
| See pg. 114 for product photos and descriptions | |
| CE8000(-AN) | Ultra Cube Track (7', 8', 9', 12', 16' lengths) |
| CE8061(-AN) | 60° bend, 1'x1' |
| CE8042(-AN) | 45° bend, 2'x2' |
| CE8062(-AN) | 60° bend, 2'x2' |
| CE8092(-AN) | 90° bend, 2'x2' |
| CE8093(-AN) | 90° bend, 3'x3' |
| CE8094(-AN) | 90° bend, 4'x4' |
| CE9025 | Solid Hook Carrier |
| CE9026 | Pop Out Carrier |
| CE9038 | Ball and Chain Carrier |
| CE8051(-AN) | Splice |
| CE9080(M)(-AN) | End Cap - Plastic / Metal (M) |
| CE9100 | End Cap with Hook |



| Optitrac™ ■ ■ ■ ■ | |
|---|---|
| See pg. 116 for product photos and descriptions | |
| CE5000(-AN) | Optitrac (7', 8', 9', 12', 16' lengths) |
| CE5042(-AN) | 45° bend, 2'x2' |
| CE5062(-AN) | 60° bend, 2'x2' |
| CE5092(-AN) | 90° bend, 2'x2' |
| CE5093(-AN) | 90° bend, 3'x3' |
| CE5094(-AN) | 90° bend, 4'x4' |
| CE5038 | Ball and Chain Carrier |
| CE6026/CE5040 | Pop Out Carrier / Spool Carrier |
| CE5050(-AN) | Splice |
| CE5080(M)(-AN) | End Cap - Plastic / Metal (M) |
| CE5100(-AN) | Removable End Cap |



| Whisper Cube™ Track ■ ■ ■ ■ | |
|---|---|
| See pg. 112 for product photos and descriptions | |
| CE9000 | Whisper Cube Track (7', 8', 9', 12', 16' lengths) |
| CE9061 | 60° bend, 1'x1' |
| CE9042 | 45° bend, 2'x2' |
| CE9092 | 90° bend, 2'x2' |
| CE9043 | 45° bend, 3'x3' |
| CE9093 | 90° bend, 3'x3' |
| CE9025 | Solid Hook Carrier |
| CE9038 | Ball and Chain Carrier |
| CE9026 | Pop Out Carrier |
| CE9050 | Splice |
| CE9080 | End Cap |
| CE9100 | End Cap with Hook |



| Nanotrak™ ■ ■ ■ ■ | |
|---|------------------------------|
| See pg. 118 for product photos and descriptions | |
| CE7000 | Nanotrak (8' or 16' lengths) |
| CE7042 | 45° bend, 2'x2' |
| CE7092 | 90° bend, 2'x2' |
| CE7019 | Carrier |
| CE7017 | Splice |
| CE7025 | End Cap |

Drapery Wands

- CE100699 - 30"
- CE100679 - 36"
- CE100698 - 48"

Metal Curtain Tie Back CE9252



Plastic Curtain Tie Back CE9251



Adjustable Chain Wand CE9039





Privacy Systems



Privacy Systems

Track and accessories ship in an average of 1 day from receipt of approved order with 100% on time delivery!*

Privacy curtains and bedspreads ship within 10 business days for quantities of 25 or less. 24-hour curtains ship within 24 hours. * based on 2010 shipping data

| Grid Clips | |
|------------|-----------------------------------|
| CE9270 | Flush Tile Gridclip |
| CE9272 | Flush Tile Gridclip - Swivel |
| CE9274 | Flush Tile Gridclip - Suspended |
| CE9271 | Tegular Tile Gridclip |
| CE9273 | Tegular Tile Gridclip - Swivel |
| CE9275 | Tegular Tile Gridclip - Suspended |

| Track Accessories | |
|-------------------|--------------------------------------|
| CE9505 | IV Five-Bag Holder ■ |
| CE9509 | IV Nine-Bag Holder ■ |
| CE9504xx | Stationary IV Pendant ■ |
| CE9502xx/CE5502xx | Eze-Lock IV Carriage ■ |
| CE9501(-AN) | IV End Cap ■ |
| CE8500/CE5500 | Hard Ceiling Support Bracket ■ |
| CE8400/CE5400 | Slope Ceiling Support Bracket ■ |
| CE830008(-AN) | Post ■ |
| CE5920(-AN) | OptiTrac Safety Loading Unit ■ |
| CE8521 | Safety Loading Unit Operating Wand ■ |

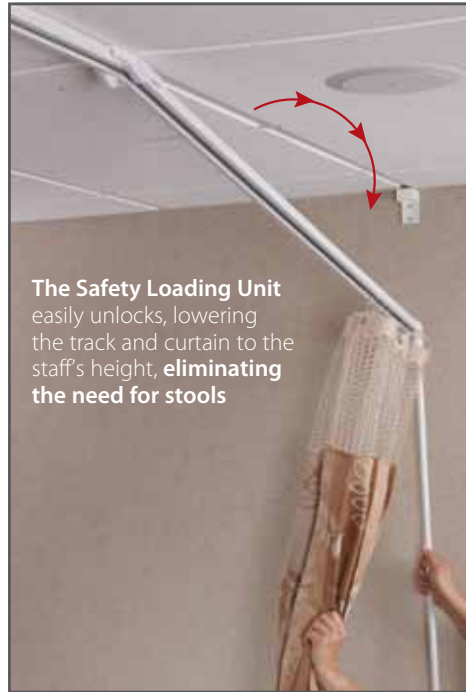
| Curtain Accessories <input type="checkbox"/> | |
|--|--|
| CE9251/CE9252 | Curtain Tie Back - Plastic/Nickel Plated |
| CE9224 | Adjustable Chain Wand |
| CE100699 | Drapery Wand - 30" |
| CE100679 | Drapery Wand - 36" |
| CE100698 | Drapery Wand - 48" |
| CE9039 | Adjustable Drop Chain |

| Bedspreads | |
|------------------|---------------------|
| CE-ECONOQ-FT-XX | EconoQuilt - Fitted |
| CE-ECONOQ-TH-XX | EconoQuilt - Throw |
| CE-TRELLIS-FT-XX | Trellis - Fitted |
| CE-TRELLIS-TH-XX | Trellis - Throw |

XX indicates color. Fitted: 74" x 108". Throw: 74" x 110"

| Shower Curtains | | |
|-----------------|----------------|--------------|
| Bronze | Super Bio Stat | Tusk |
| Bronze | Super Bio Stat | Butterscotch |
| Bronze | Super Bio Stat | Blue |
| Bronze | Super Bio Stat | White |

| Privacy Curtains | | |
|------------------|------------|-----------|
| Bronze | Simplicity | Natural |
| Bronze | Simplicity | Taupe |
| Bronze | Simplicity | Blue Moon |
| Bronze | Simplicity | Buff |
| Bronze | Simplicity | Nutmeg |
| Bronze | Simplicity | Willow |
| Bronze | Simplicity | Chestnut |



The Safety Loading Unit easily unlocks, lowering the track and curtain to the staff's height, **eliminating the need for stools**



Tegular Tile Grid Clip CE9271



Flush Tile Grid Clip CE9270

Stationary IV Pendant CE9504

IV Five-Bag Holder CE9505



24 Hour Cubicle Curtains



Trellis Bedspread

Low cost, high-quality privacy and shower curtains that are pre-made and ready-to-ship within 24-hours. Visit inprocorp.com/24hour for pattern and color availability.



ADA Regulatory Signs



Products ship within 3 business days from receipt of approved order.



- Select from a variety of Photopolymer Regulatory Signs that ship in 3 days or less.
- Quick Ship signs are only available in 8" x 6" size with radius corners.
- Select from three color options:




Cactus face with White text



Point Blue face with White text



Black face with White text



| Photopolymer Regulatory Signs | | |
|-------------------------------|-------------------------|-----------------------------|
| Item # | Description | Pictogram |
| S320QS-EL | 8" x 6" Regulatory Sign | Elevator |
| S320QS-MH | 8" x 6" Regulatory Sign | Men Restroom |
| S320QS-ST | 8" x 6" Regulatory Sign | Stairs |
| S320QS-UH | 8" x 6" Regulatory Sign | Unisex Restroom |
| S320QS-WH | 8" x 6" Regulatory Sign | Women Restroom |
| S320QS-IN | 8" x 6" Regulatory Sign | In Case of Fire, Use Stairs |



Decorative Surfaces




Regulatory Signs | Decorative Surfaces

BioPrism™ Solid Surface sheet ships within 3 business days from receipt of approved order.
 Vanity tops and window sills ship within 7 business days from receipt of approved order.



| BioPrism™ Solid Surface Sheet Stocks | |
|--------------------------------------|---------------------------------------|
| Standard Size | 36" x 144" x 1/2" or 48" x 96" x 1/4" |
| Maximum quantity | 5 |



BioPrism™ Solid Surface Vanity Tops

Standard top includes: Type 1 edge (1" thick, eased), 4" coved backsplash, detached apron (up to 12"), bright white, antique white or white sand integral bowl with overflow (ADA sink also available). Select from your choice of: Length (up to 73"), depth (up to 23"), sink location, faucet hole drilling, side splashes. Max. quantity 5 vanity tops. Custom sizes available at no extra charge.

- 31" x 22" Vanity Top
- 37" x 22" Vanity Top
- 43" x 22" Vanity Top
- 49" x 22" Vanity Top
- 61" x 22" Vanity Top
- 73" x 22" Vanity Top



BioPrism™ QS ADA Lav

For product drawings, see p.261



BioPrism™ QS Standard Lav



BioPrism™ Solid Surface Colors

Price Class A



Price Class B



BioPrism™ Lav Colors



To view complete color palette, visit inprocorp.com.

BioPrism™ Solid Surface Window Sills

| | |
|------------------|--|
| Thickness | 1/2" (available with up to 1" drop edge; straight or drop edges available) |
| Maximum depth | 12" |
| Maximum length | 144" |
| Maximum quantity | 20 |






Clinic Exam Room
A. BioPrism™ Solid Surface p.262



Methodist West Hospital, Des Moines, IA
A. IPC Rigid Sheet p.36 | B. 150 Corner Guard p.64



Patient Room
A. Ultra Cube™ Track p.114 | B. Safety Loading Unit p.122
C. 24-hour Curtain p.162



St. Johns' Mercy Rehabilitation, St. Louis, MO
A. 1200 Handrail p.55 | B. 160 Corner Guard p.66 | C. 700 Wall Guard p. 84

Expansion Joints



BIM Objects are available online at inprocorp.com and AutoDesk® Seek
Download them now!



Look for the shopping cart icon for items available to purchase today!



Products will ship within days from receipt of approved order.

| THERMAL FLOOR SYSTEMS | JOINT WIDTH | MOVEMENT | CONDITION |
|----------------------------------|-------------|----------|------------------------------|
| J101-A01-025/38X | 1" (25mm) | ±25% | Floor/Floor |
| J101-A01-050/38X | 2" (51mm) | ±25% | Floor/Floor |
| J101-A02-025/38X | 1" (25mm) | ±25% | Floor/Wall |
| J101-A02-050/38X | 2" (51mm) | ±25% | Floor/Wall |
| J103-A01-025X | 1" (25mm) | ±25% | Floor/Floor |
| J103-A01-050X | 2" (51mm) | ±25% | Floor/Floor |
| J103-A02-025X | 1" (25mm) | ±25% | Floor/Wall |
| J103-A02-050X | 2" (51mm) | ±25% | Floor/Wall |
| J104-A01-025X | 1" (25mm) | ±25% | Floor/Floor |
| J104-A01-050X | 2" (51mm) | ±25% | Floor/Floor |
| J104-A02-025X | 1" (25mm) | ±25% | Floor/Wall |
| J104-A02-050X | 2" (51mm) | ±25% | Floor/Wall |
| J107-A01-025X | 1" (25mm) | ±25% | Floor/Floor |
| J107-A01-050X | 2" (51mm) | ±25% | Floor/Floor |
| J110-A01-025X | 1" (25mm) | ±25% | Floor/Floor |
| J110-A01-050X | 2" (51mm) | ±25% | Floor/Floor |
| J120-A01-025X | 1" (25mm) | ±25% | Floor/Floor |
| J801-A01-025 | 1" (25mm) | ±50% | Floor/Floor |
| J801-A01-050 | 2" (51mm) | ±50% | Floor/Floor |
| J801-A02-025 | 1" (25mm) | ±50% | Floor/Wall |
| J801-A02-050 | 2" (51mm) | ±50% | Floor/Wall |
| THERMAL WALL AND CEILING SYSTEMS | JOINT WIDTH | MOVEMENT | CONDITION |
| J104-A07-025X | 1" (25mm) | ±25% | Wall/Wall or Ceiling/Ceiling |
| J104-A07-050X | 2" (51mm) | ±25% | |
| J104-A09-025X | 1" (25mm) | ±25% | Wall/Ceiling or Wall/Corner |
| J104-A09-050X | 2" (51mm) | ±25% | |
| J113-A07-025X | 1" (25mm) | ±25% | Wall/Wall or Ceiling/Ceiling |
| J113-A07-050X | 2" (51mm) | ±25% | |
| J113-A09-025X | 1" (25mm) | ±25% | Wall/Ceiling or Wall/Corner |
| J113-A09-050X | 2" (51mm) | ±25% | |
| J811-A07-025 | 1" (25mm) | ±50% | Wall/Wall or Ceiling/Ceiling |
| J811-A07-050 | 2" (51mm) | ±50% | |
| J811-A09-025 | 1" (25mm) | ±25% | Wall/Ceiling or Wall/Corner |
| J811-A09-050 | 2" (51mm) | ±25% | |
| J821-V23-025/W* | 1" (25mm) | ±50% | Ceiling/Wall |
| J821-V23-050/W* | 2" (51mm) | ±50% | Ceiling/Wall |
| J821-V24-025/W* | 1" (25mm) | ±50% | Ceiling/Ceiling |
| J821-V24-050/W* | 2" (51mm) | ±50% | Ceiling/Ceiling |
| J808-A01-050 | 2" (51mm) | ±25% | Floor/Floor |
| J808-A01-100 | 4" (102mm) | ±25% | Floor/Floor |

| FIRE BARRIER SYSTEMS | JOINT WIDTH | MOVEMENT | CONDITION |
|----------------------------------|-------------|----------|------------------------------|
| J900-FB | 2" (51mm) | ±50% | Floor/Floor or Wall/Wall |
| J900-FB | 4" (102mm) | ±50% | |
| SEISMIC FLOOR SYSTEMS | JOINT WIDTH | MOVEMENT | CONDITION |
| J300-A01-050/25 | 2" (51mm) | ±50% | Floor/Floor |
| J300-A01-100/25 | 4" (102mm) | ±50% | Floor/Floor |
| J300-A02-050/25 | 2" (51mm) | ±50% | Floor/Wall |
| J300-A02-100/25 | 4" (102mm) | ±50% | Floor/Wall |
| J430-A01-050 | 2" (51mm) | ±50% | Floor/Floor |
| J430-A01-100 | 4" (102mm) | ±50% | Floor/Floor |
| J430-A02-050 | 2" (51mm) | ±50% | Floor/Wall |
| J430-A02-100 | 4" (102mm) | ±50% | Floor/Wall |
| SEISMIC WALL AND CEILING SYSTEMS | JOINT WIDTH | MOVEMENT | CONDITION |
| J114-A07-050X | 2" (51mm) | ±50% | Wall/Wall or Ceiling/Ceiling |
| J114-A07-075X | 3" (76mm) | ±50% | |
| J114-A07-100X | 4" (102mm) | ±50% | |
| J114-A09-050X | 2" (51mm) | ±50% | Wall/Ceiling or Wall/Corner |
| J114-A09-075X | 3" (76mm) | ±50% | |
| J114-A09-100X | 4" (102mm) | ±50% | |
| J115-A24-050X* | 2" (51mm) | ±50% | Ceiling/Ceiling |
| J115-A24-075X* | 3" (76mm) | ±50% | Ceiling/Ceiling |
| J115-A18-050X* | 2" (51mm) | ±50% | Wall/Ceiling |
| J115-A18-075X* | 3" (76mm) | ±50% | Wall/Ceiling |
| SEISMIC WALL AND CEILING SYSTEMS | JOINT WIDTH | MOVEMENT | CONDITION |
| J300-A09-050 | 2" (51mm) | ±50% | Wall/Ceiling or Wall/Corner |
| J300-A09-100 | 4" (102mm) | ±50% | |
| J300-A07-050 | 2" (51mm) | ±50% | Wall/Wall or Ceiling/Ceiling |
| J300-A07-100 | 4" (102mm) | ±50% | |
| J611-A07-050X | 2" (51mm) | ±50% | Wall/Wall or Ceiling/Ceiling |
| J611-A07-075X | 3" (76mm) | ±50% | |
| J611-A09-050X | 2" (51mm) | ±50% | Wall/Ceiling or Wall/Corner |
| J611-A09-075X | 3" (76mm) | ±50% | |
| EXTERIOR SYSTEMS | JOINT WIDTH | MOVEMENT | CONDITION |
| J615-A07-050X | 2" (51mm) | ±50% | Wall/Wall or Ceiling/Ceiling |
| J615-A07-075X | 3" (76mm) | ±50% | |
| J615-A07-100X | 4" (102mm) | ±50% | |
| J615-A09-050X | 2" (51mm) | ±50% | Wall/Ceiling or Wall/Corner |
| J615-A09-075X | 3" (76mm) | ±50% | |
| J615-A09-100X | 4" (102mm) | ±50% | |
| J672-G01-050 | 2" (51mm) | ±50% | Roof/Roof |
| J672-G02-050 | 2" (51mm) | ±50% | Roof/Wall |

SEAL Colors - (X) indicates seal color



Due to the printing process, colors may vary. For more accurate color selection, please request samples. Color of final product may vary slightly from sample. Warranty excludes color variation from sample to final product. Dark colors may require additional maintenance.